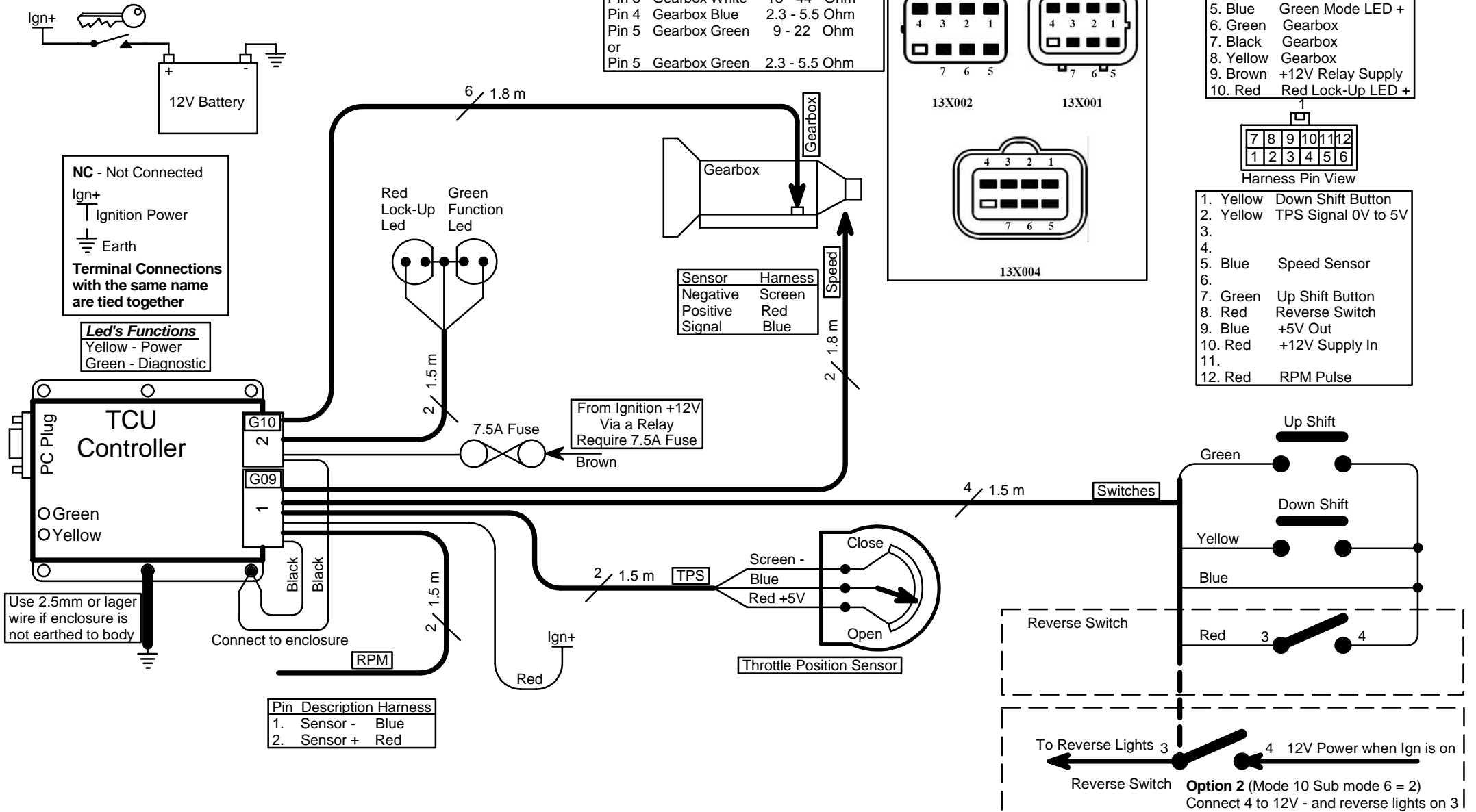


Jatco 20RE4 Ver 20.0

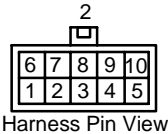
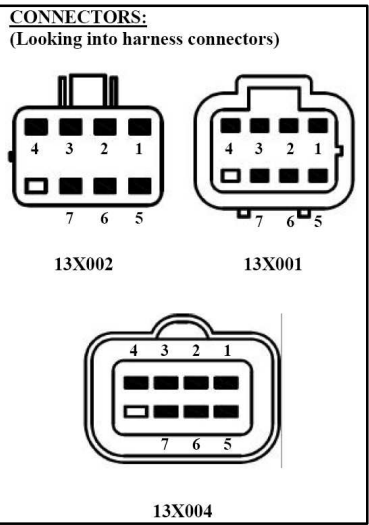
File Name: Jatco 20RE4 Wiring Diagram

Harness Required: G09 & G10

Last Changed: 14/09/2010



Jatco Pin	Harness+Color	Resistance
Pin 2	Gearbox Red	18 - 44 Ohm Cold-Hot
Pin 1	Gearbox Yellow	18 - 44 Ohm
Pin 3	Gearbox White	18 - 44 Ohm
Pin 4	Gearbox Blue	2.3 - 5.5 Ohm
Pin 5	Gearbox Green	9 - 22 Ohm
or Pin 5	Gearbox Green	2.3 - 5.5 Ohm



- Blue Gearbox
- White Gearbox
- Red Gearbox
- NC
- Blue Green Mode LED +
- Green Gearbox
- Black Gearbox
- Yellow Gearbox
- Brown +12V Relay Supply
- Red Lock-Up LED +



- Yellow Down Shift Button
- Yellow TPS Signal 0V to 5V
-
- Blue Speed Sensor
- Green Up Shift Button
- Red Reverse Switch
- Blue +5V Out
- Red +12V Supply In
-
- Red RPM Pulse

NC - Not Connected
Ign+ Ignition Power
Earth

Terminal Connections with the same name are tied together

Led's Functions
Yellow - Power
Green - Diagnostic

Use 2.5mm or larger wire if enclosure is not earthed to body

Pin	Description	Harness
1.	Sensor -	Blue
2.	Sensor +	Red

